



amazon alexa



Tevolve

by termweb

Tevolve Alexa Skill Information

English (GB)



1 Install “Smart Home” Tevolve skill

The Alexa skill allows controlling Tevolve’s heating devices through Amazon Alexa. The **Tevolve** skill is available in the Amazon marketplace.

1. Before starting, ensure that you have Amazon.co.uk and Tevolve accounts. (iOS, Android & <https://tevolve.termoweb.net>)
2. Search for Tevolve skill on Amazon’s “Smart Home” skills marketplace or click on the following link:
<https://www.amazon.co.uk/dp/B08YDQY1Y5/>
3. Sign in with your Amazon account, if you don’t have one, create a new Amazon account.
4. Enable Tevolve skill on your Amazon Alexa account. (image 1)
5. It will redirect you to a login screen in which you have to sign in with your Tevolve user account and password. If you don’t have an account, click on register here. (image 2)
6. Select your home and click on LINK DEVICE. (image 3)
7. Alexa has been linked correctly.

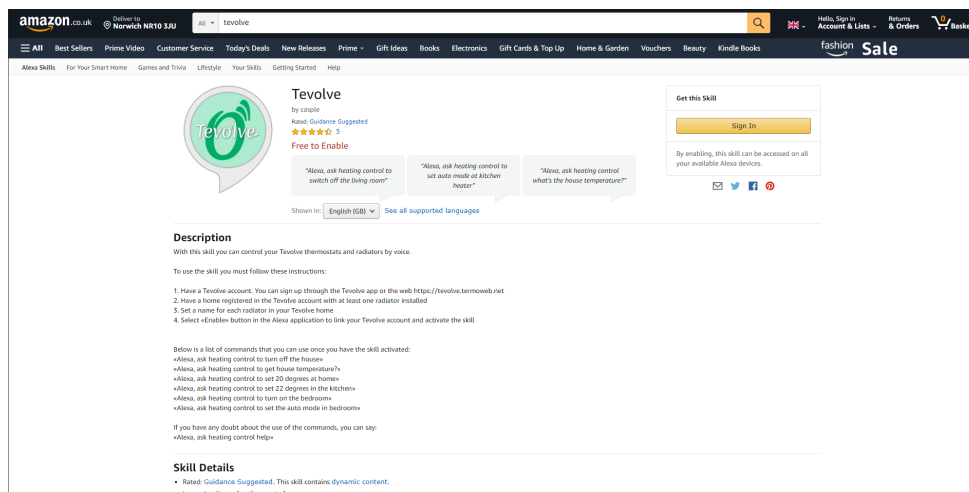


image 1

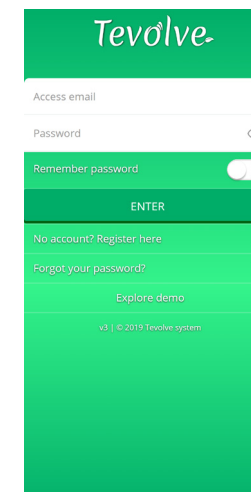


image 2

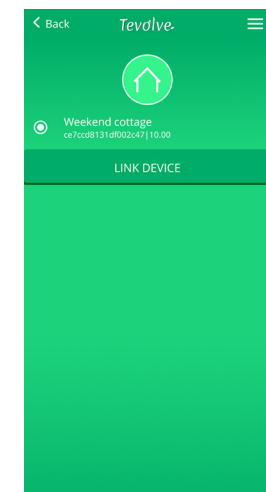


image 3

2 Tevolve Skill Control



There is no predefined list of names for the devices. The devices name can be anyone that can be spoke in the language. Numbers can be added to the names.

There is no need to say the sentences in a predefined format. You can say it in many different ways like in natural language. For example:

“Alexa I want 20 degrees in the living room”

“Alexa set the living room to 20 degrees”

You can create routines in the Alexa App. This allows to automatize specific commands.

You can create groups with other devices such as lights and send combined commands. For example:

“Alexa turn off the living room”

If there is only one device installed, instead of telling its name you can refer to “heating”.

Examples Commands

Turn off

“Alexa turn off the living room”

“Alexa set the living room off”

Turn on

(In turns on in Auto mode)

“Alexa turn on the living room”

“Alexa set the living room on”

Set heat mode.

(Sets manual mode at the comfort temperature)

“Alexa set kitchen to heat”

“Alexa change kitchen to heat”

Set economic mode.

(Sets the manual mode at the eco temperature)

“Alexa set kitchen to energy saver”

“Alexa change kitchen to energy saver”

Set automatic mode

“Alexa set the living room to automatic”

“Alexa set auto in the living room”

Set a temperature

“Alexa set 20 degrees in the kitchen”

“Alexa set the living room to 20”

Increase/decrease setting temperature.

(If you don't say the number of degrees to increase/decrease it uses 1°)

“Alexa turn down the living room temperature”

“Alexa increase the kitchen temperature”

“Alexa increase the kitchen 3 degrees”

Read the room temperature

“Alexa what temperature is in the kitchen”

“Alexa tell me the living room temperature”